

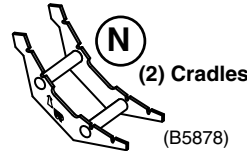
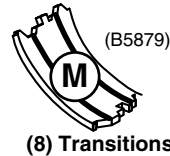
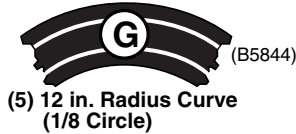
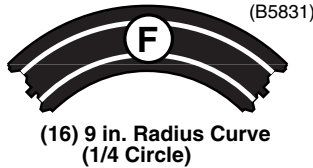
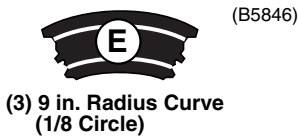
# LAMBORGHINI® CHAMPIONSHIP

## ELECTRIC RACING SET

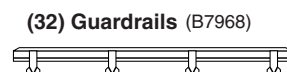
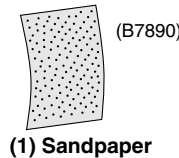
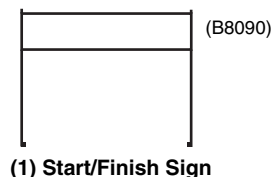
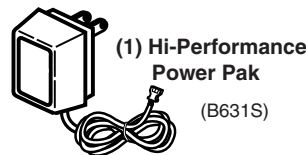
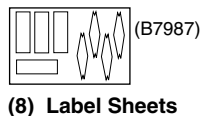
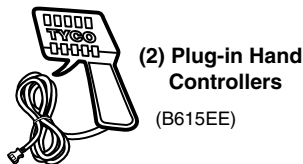
The descriptions of the track pieces below do not appear on the track; they are for reference only. The part number, as listed beside each track piece, does appear on each track piece. To lay out the set, match the track pieces to the parts list below, then lay out the track by following the lettered diagram on reverse side. Please retain this SpecSheet for future reference.

### CONTENTS

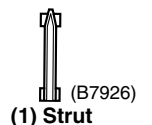
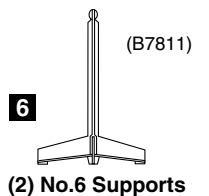
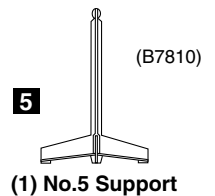
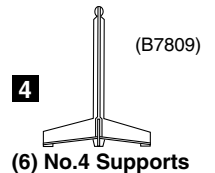
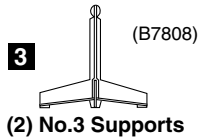
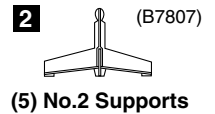
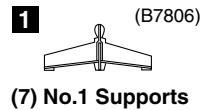
#### TRACK PIECES



#### ACCESSORIES



#### SUPPORTS



**IMPORTANT: ALWAYS CLEAN TRACK AND TIRES BEFORE EACH RACE. SEE LAYOUT DIAGRAM ON THE BACK OF THIS SHEET.**  
**CAR MAINTENANCE TIP:**  
When silicone rear tires get dirty, run them over a piece of sticky tape to clean them.